

Report on

**Student Satisfaction Survey (SSS)**

*On*

**Teaching – Learning and Evaluation**

**AY: 2019-20**

The institution has a mechanism for conducting and analyzing Student Satisfaction Survey (SSS) on Teaching – Learning and Evaluation. Survey from the students is obtained through questionnaire on various aspects of Teaching – Learning and Evaluation.

The summary of the survey was conducted online at end the academic year of 2019- 2020 is presented below.

|                                    |        |
|------------------------------------|--------|
| <b>Actual Student Strength</b>     | 2264   |
| <b>Participated in Survey</b>      | 1947   |
| <b>Percentage of Participation</b> | 85.99% |

The analyzed report was placed before the principal for corrective measures from time to time for the responses are resolved promptly. The questionnaires that are to be answered by students are as follows:

| Question | Aspect   |
|----------|--|
| Q1.      | How much of the syllabus was covered in the class?   |
| Q2.      | How well did the teachers prepare for the classes?   |
| Q3.      | How well were the teachers able to communicate?  |
| Q4.      | The teacher's approach to teaching can best be described as  |
| Q5.      | Fairness of the internal evaluation process by the teachers  |
| Q6.      | Was your performance in assignments discussed with you?  |
| Q7.      | The institute takes active interest in promoting internship, student exchange, and field visit opportunities for students. |

|      |   |
|------|---|
| Q8.  | The teaching and mentoring process in your institution facilitates you in cognitive, social and emotional growth.   |
| Q9.  | The institution provides multiple opportunities to learn and grow.  |
| Q10. | Teachers inform you about your expected competencies, course outcomes and programme outcomes.   |
| Q11. | Your mentor does a necessary follow-up with an assigned task to you.  |
| Q12. | The teachers illustrate the concepts through examples and applications  |
| Q13. | The teachers identify your strengths and encourage you with providing right level of challenges   |
| Q14. | Teachers are able to identify your weaknesses and help you to overcome them   |
| Q15. | The institution makes effort to engage students in the monitoring, review and continuous quality improvement of the teaching learning process.                                  |
| Q16. | The institute/ teachers use student centric methods, such as experiential learning, participative learning and problem solving methodologies for enhancing learning experiences |
| Q17. | Teachers encourage you to participate in extracurricular activities.  |
| Q18. | Efforts are made by the institute/ teachers to inculcate soft skills, life skills and employability skills to make you ready for the world of work.                             |
| Q19. | What percentage of teachers use ICT tools such as LCD projector, Multimedia, etc. while teaching.   |
| Q20. | overall quality of teaching-learning process  |

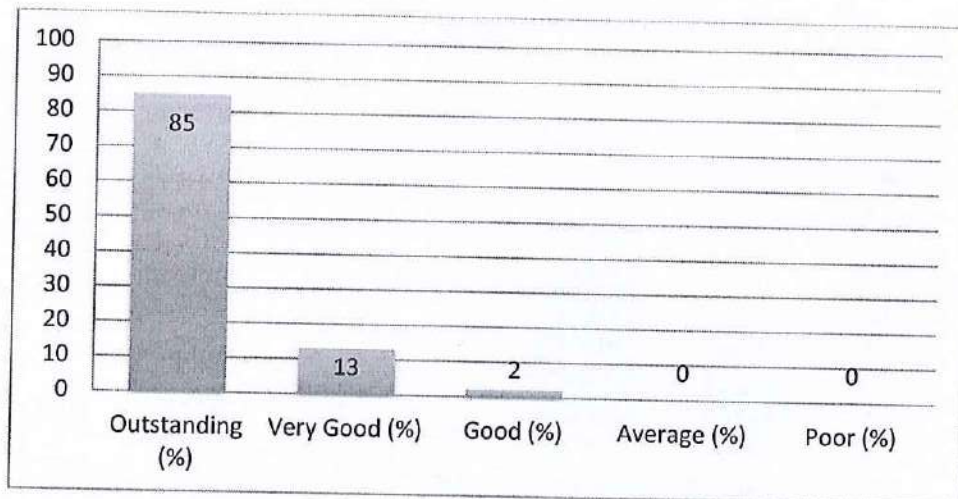
**Metrics used for rating are:**

1. Poor
2. Average
3. Good
4. Very Good
5. Outstanding

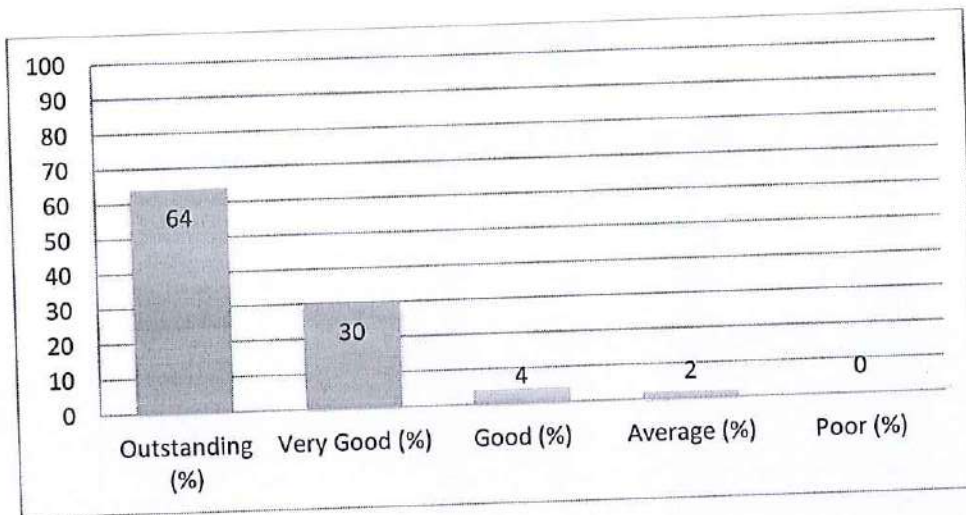
## Detailed Report

| Aspect # | Outstanding (%) | Very Good (%) | Good (%) | Average (%) | Poor (%) |
|----------|-----------------|---------------|----------|-------------|----------|
| Q1.      | 85              | 13            | 2        | 0           | 0        |
| Q2.      | 64              | 30            | 4        | 2           | 0        |
| Q3.      | 46              | 48            | 6        | 0           | 0        |
| Q4.      | 35              | 61            | 3        | 1           | 0        |
| Q5.      | 32              | 63            | 5        | 0           | 0        |
| Q6.      | 52              | 47            | 1        | 0           | 0        |
| Q7.      | 47              | 41            | 9        | 2           | 1        |
| Q8.      | 49              | 46            | 4        | 1           | 0        |
| Q9.      | 53              | 37            | 7        | 2           | 1        |
| Q10.     | 88              | 12            | 0        | 0           | 0        |
| Q11.     | 49              | 48            | 2        | 1           | 0        |
| Q12.     | 88              | 8             | 2        | 2           | 0        |
| Q13.     | 42              | 51            | 5        | 1           | 1        |
| Q14.     | 42              | 51            | 6        | 1           | 0        |
| Q15.     | 33              | 58            | 7        | 1           | 1        |
| Q16.     | 61              | 32            | 6        | 1           | 0        |
| Q17.     | 77              | 17            | 5        | 1           | 0        |
| Q18.     | 76              | 23            | 1        | 0           | 0        |
| Q19.     | 79              | 9             | 7        | 5           | 0        |
| Q20.     | 81              | 18            | 1        | 0           | 0        |

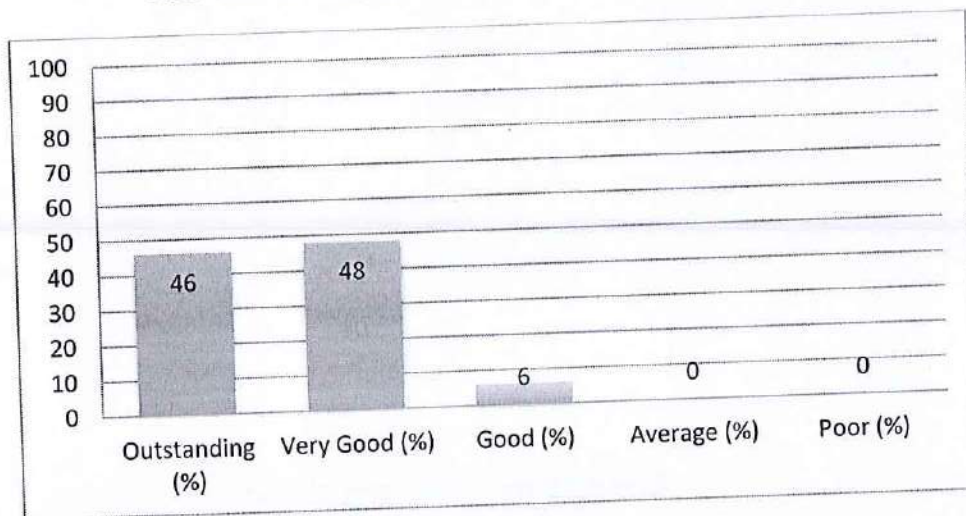
### Question-wise analysis



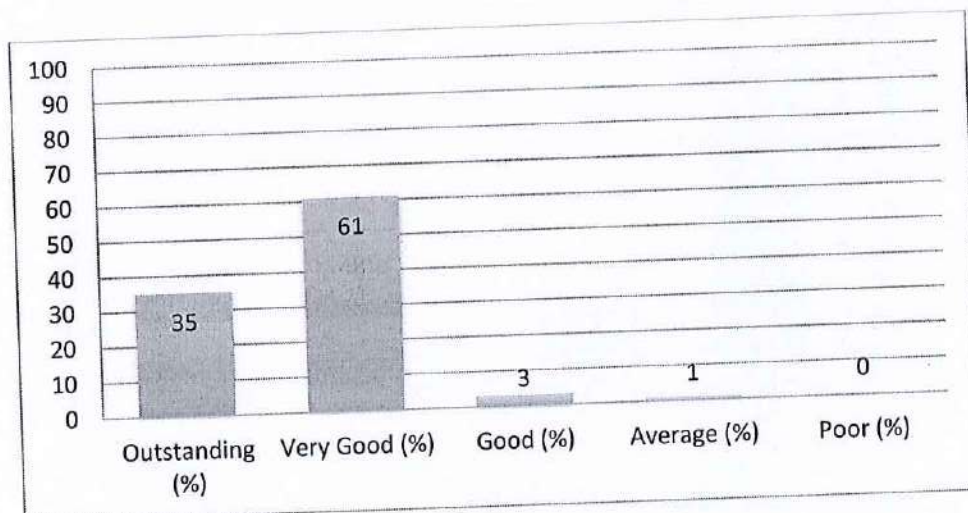
How much of the syllabus was covered in the class?



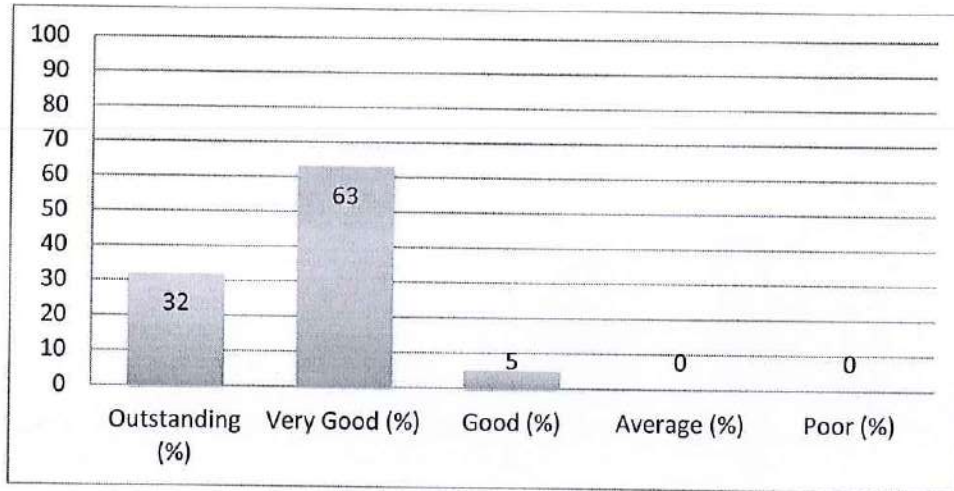
How well did the teachers prepare for the classes?



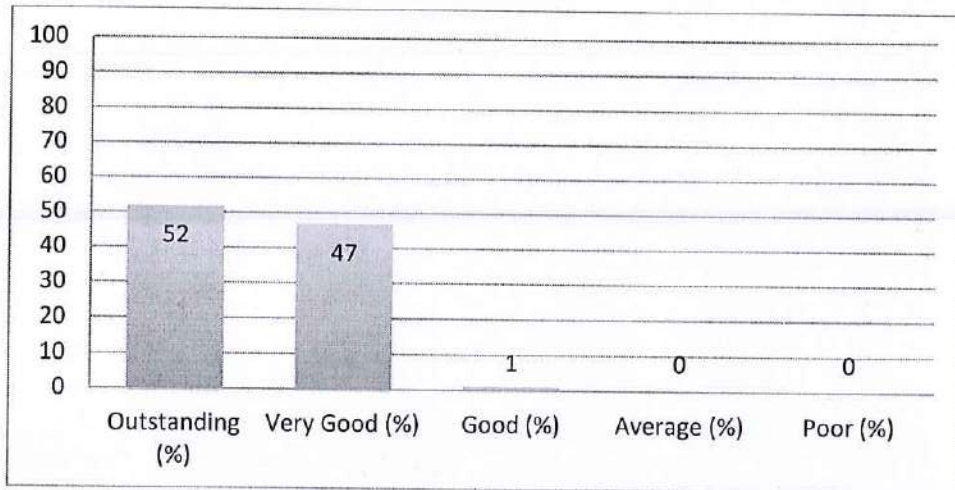
How well were the teachers able to communicate?



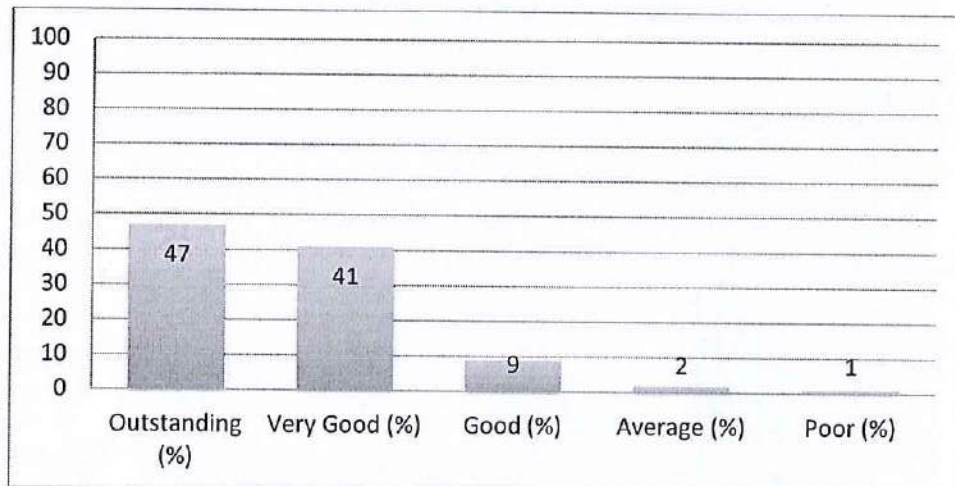
The teacher's approach to teaching can best be described as



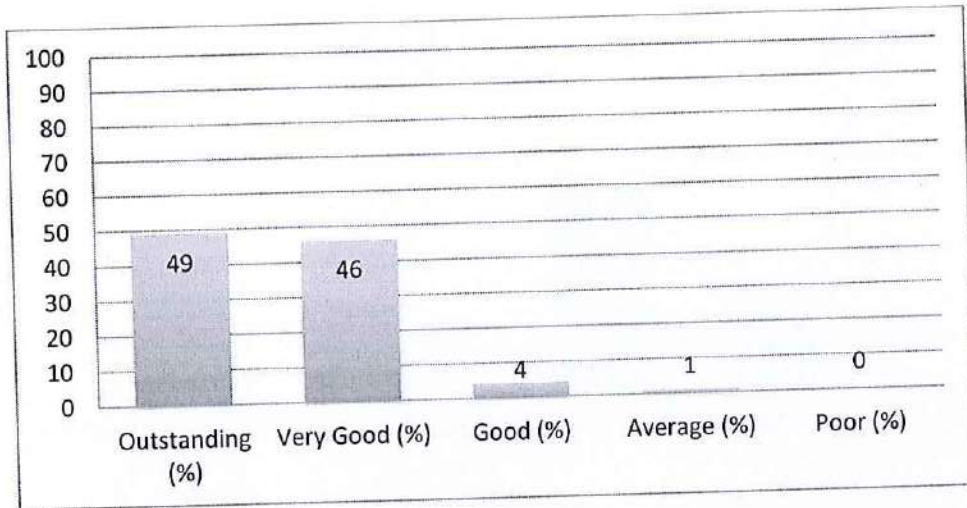
**Fairness of the internal evaluation process by the teachers**




**Was your performance in assignments discussed with you?**



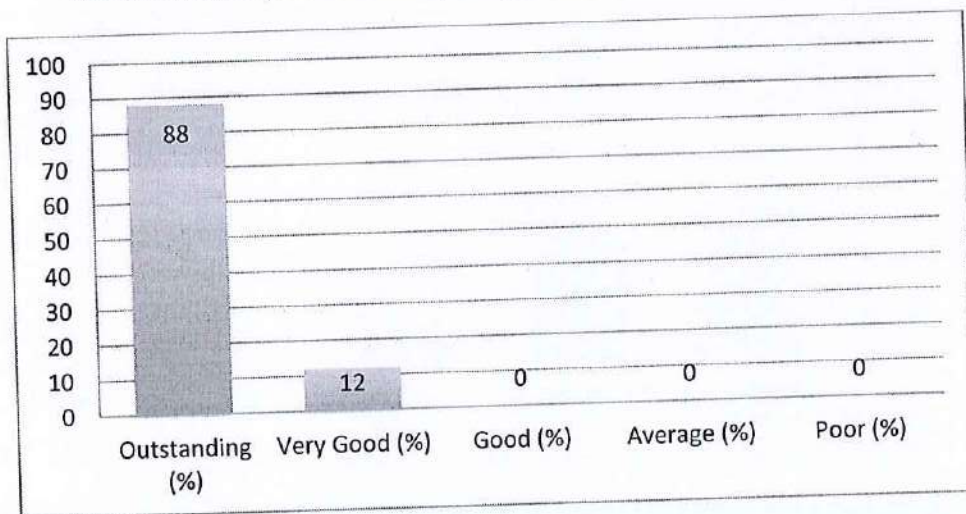
**The institute takes active interest in promoting internship, student exchange, field visit opportunities for students.**



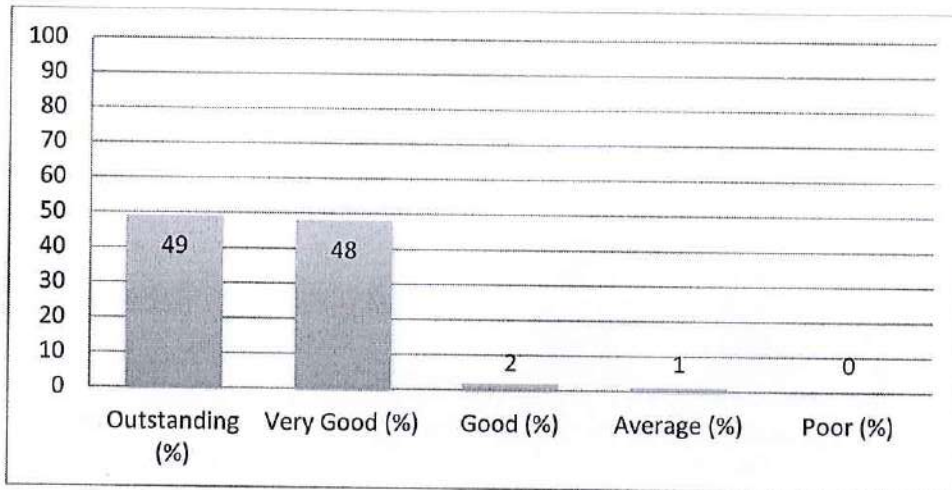
The teaching and mentoring process in your institution facilitates you in cognitive, social and emotional growth.



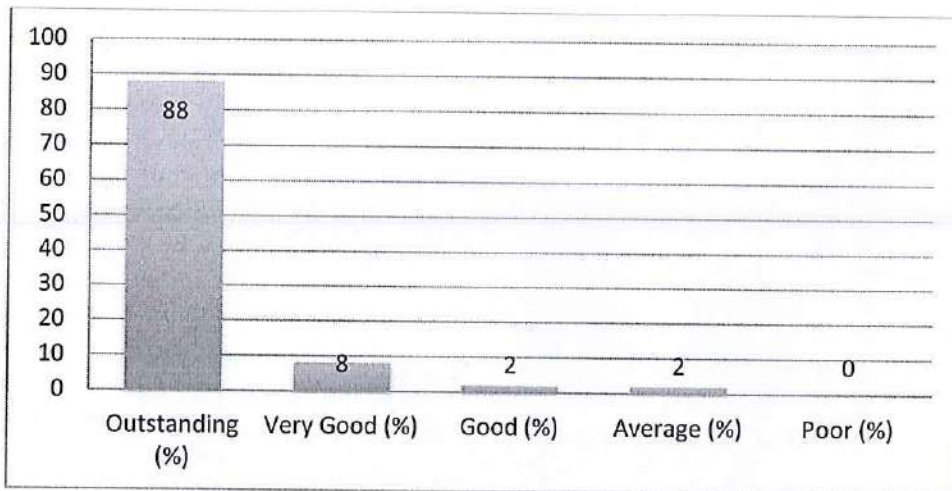
The institution provides multiple opportunities to learn and grow.



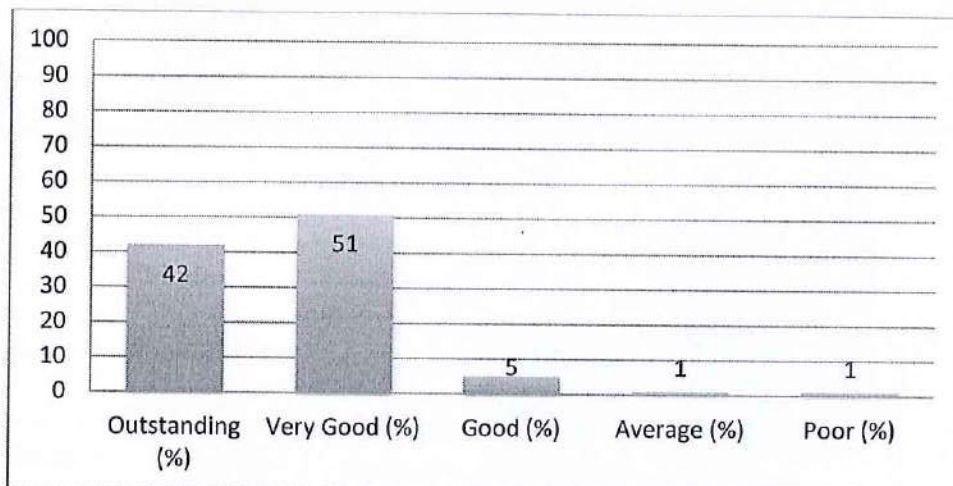
Teachers inform you about your expected competencies, course outcomes and programme outcomes.



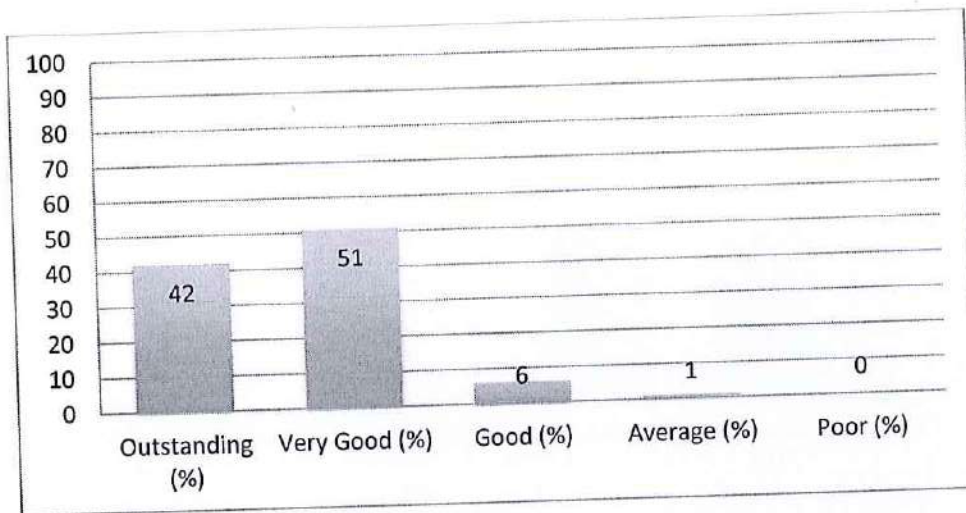
**Your mentor does a necessary follow-up with an assigned task to you.**



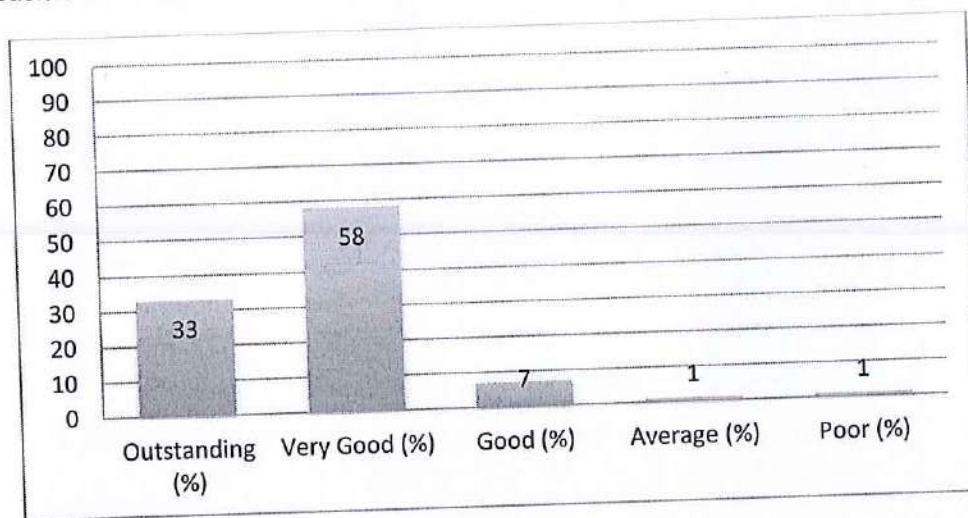
**The teachers illustrate the concepts through examples and applications**



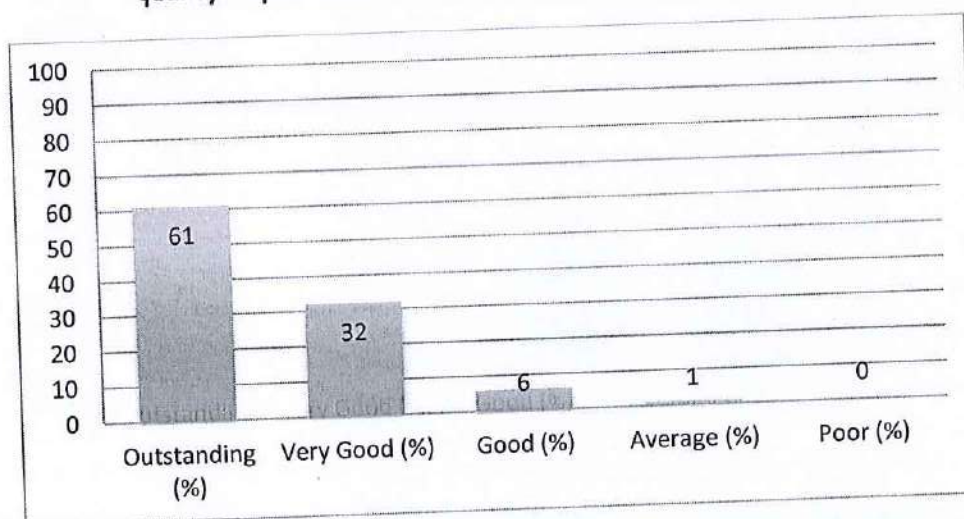
**The teachers identify your strengths and encourage you with providing right level of challenges**



Teachers are able to identify your weaknesses and help you to overcome them

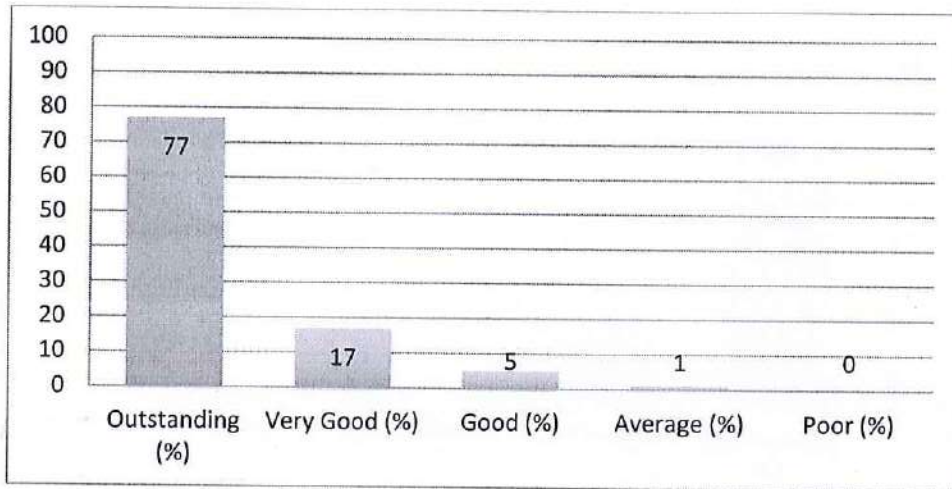


The institution makes effort to engage students in the monitoring, review and continuous quality improvement of the teaching learning process.

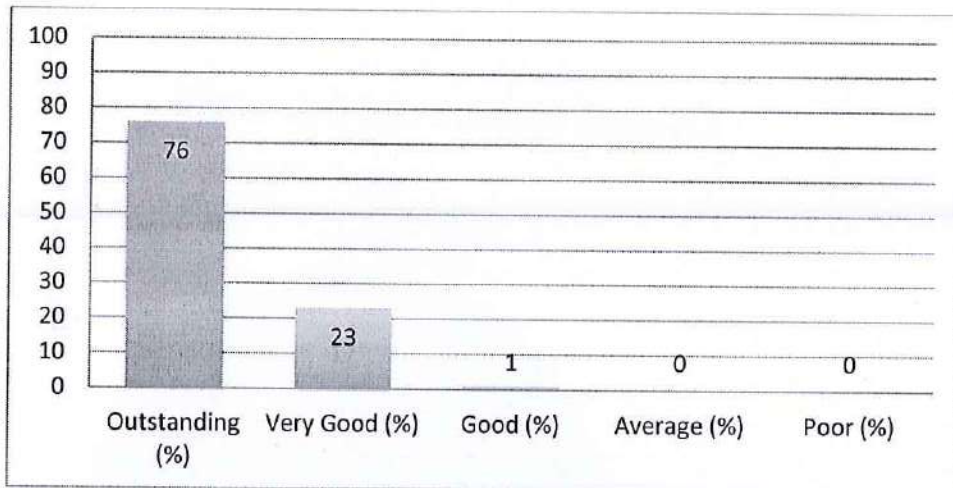


The institute/ teachers use student centric methods, such as experiential learning, participative learning and problem solving methodologies for enhancing learning experiences

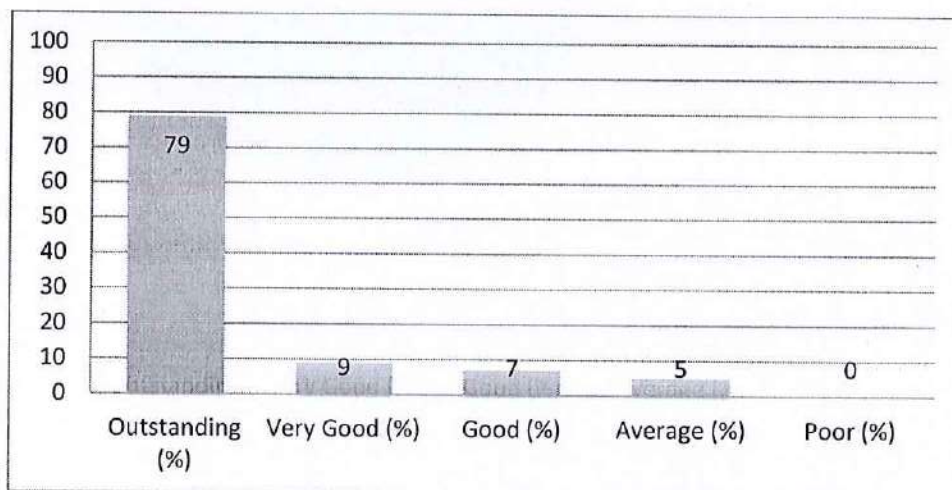




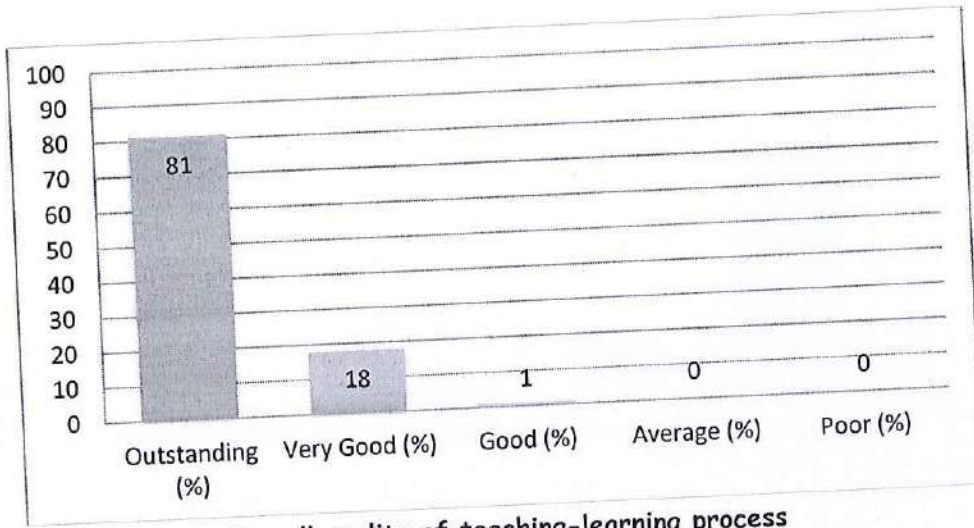
Teachers encourage you to participate in extracurricular activities.



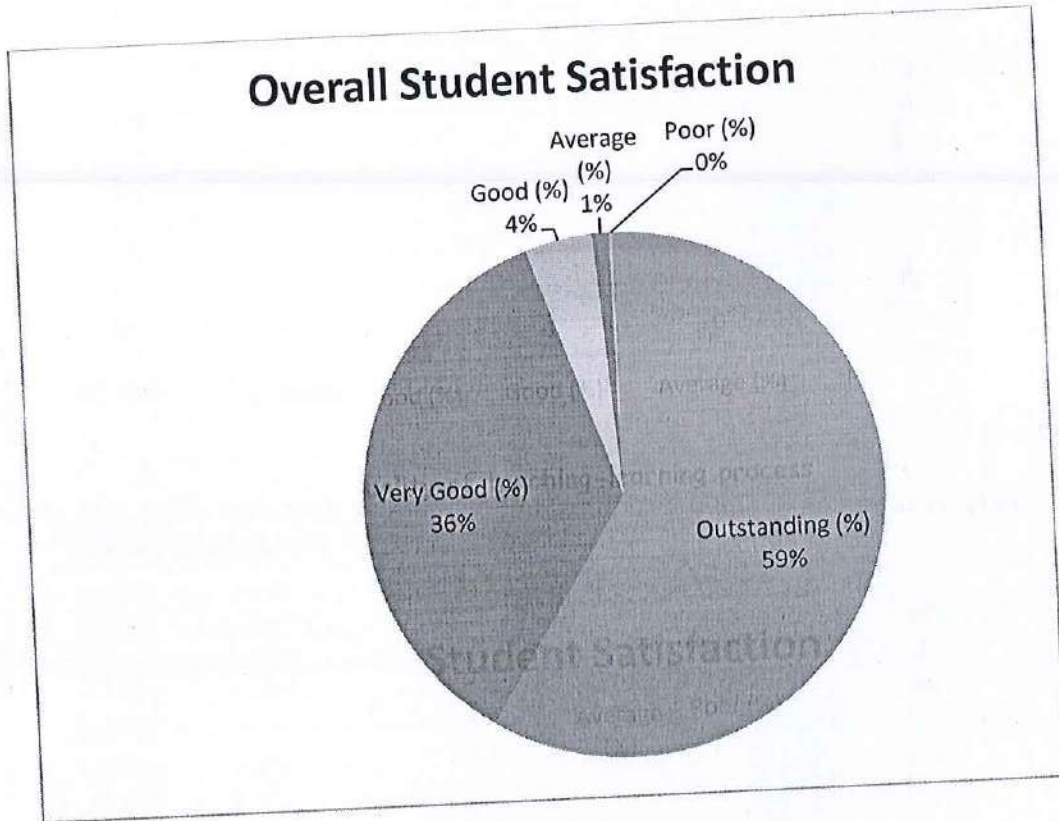
Efforts are made by the institute/ teachers to inculcate soft skills, life skills and employability skills to make you ready for the world of work.



What percentage of teachers use ICT tools such as LCD projector, multimedia, etc. while teaching.



Overall quality of teaching-learning process



*[Handwritten Signature]*  
Principal

**PRINCIPAL  
NARAYANA ENGINEERING COLLEGE  
NELLORE.**